

Fund Objective

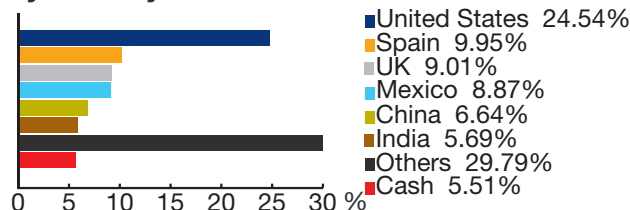
The Fund aims to achieve long-term capital appreciation by investing mainly in securities engaged in the development, production or distribution of communications services or equipment in any part of the world.

Top 10 Holdings (As at 30 Sep 2008)

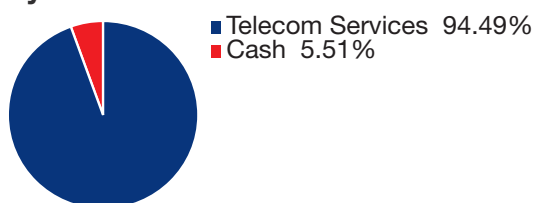
- AT&T
- Telefonica
- Verizon
- Vodafone
- America Movil
- China Mobile
- Bharti Airtel
- Rogers Communications
- Koninklijke
- PT Telekomunikasi

Asset Allocation (As at 30 Sep 2008)

By Country



By Sector

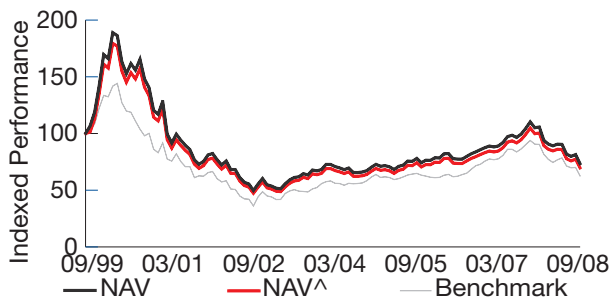


Fund Details

LAUNCH DATE	July 1999
FUND SIZE	\$42.66 million
NAV PRICE	\$0.692 (as at 30 Sep 08)
SUBSCRIPTION	Cash & SRS
INITIAL INVESTMENT	\$1,000
SUB INVESTMENT	\$500
MANAGEMENT FEE	1.50% p.a.
SUBSCRIPTION FEE	5% (Cash, SRS)
MINIMUM RSP	\$100/month, \$500/quarter
TRUSTEE	HSBC Institutional Trust

Performance

16th August 99 To 30th September 08, Performance Based in Singapore Dollar, Calculation Index



*The above chart reflects performance from the first month end of the Fund. ^5% sales charge applied.

Benchmark (BM) : MSCI ACWI Telecoms.

Perf	NAV	NAV^	BM
1 month	-10.13%	-14.62%	-10.88%
3 months	-10.59%	-15.06%	-12.50%
6 months	-17.91%	-22.02%	-16.15%
1 year	-29.96%	-33.46%	-30.78%
3 years	-2.13%	-3.79%	-1.24%
5 years	2.89%	1.84%	5.18%
Since Incept	-3.41%	-3.95%	-5.10%

Source: Lipper • Performance as at 30 Sep 08, SGD basis, with dividends and distributions reinvested, if any. • Performance figures for 1 mth till 1 yr show the % change, while those exceeding 1 yr show the average annual compounded return.

Contact Details

Hotline (24-hour): 1800 22 22 228
Website: uobam.com.sg

IMPORTANT NOTICE AND DISCLAIMERS

A prospectus for the fund(s) (the "Fund(s)") may be obtained from the Manager or any of its appointed distributors. Investors should read the prospectus before deciding whether to subscribe for or purchase units in the Fund(s) ("Units"). All applications for Units must be made on application forms accompanying the prospectus or otherwise as described in the prospectus. **Past performance of the Fund(s) or the Manager and any forecasts on the economy or markets are not indicative of the future or likely performance of the Fund(s) or the Manager.** Any extraordinary performance may be due to exceptional circumstances which may not be sustainable. The value of Units and any income from the Fund(s) may fall as well as rise. The above information is strictly for information purposes only and must not be construed as an offer or solicitation to deal in Units, nor a recommendation to invest in any company mentioned herein. Investments in unit trusts are not obligations of, deposits in, or guaranteed or insured by UOB, UOBAM, or any affiliates or distributors. An investment in unit trusts is subject to investment risks and foreign exchange risks, including the possible loss of the principal amount invested. Investors may wish to seek advice from a financial adviser before making a commitment to invest in Units. In the event an investor chooses not to seek advice from a financial adviser, the investor should consider whether the Fund(s) in question is/are suitable for him. UOB Asset Management Ltd Co. Reg. No.: 198600120Z