

United APEC Equity Fund

大華亞太經合投資基金

Portfolios Factsheet



Funds Review

Fund Objective

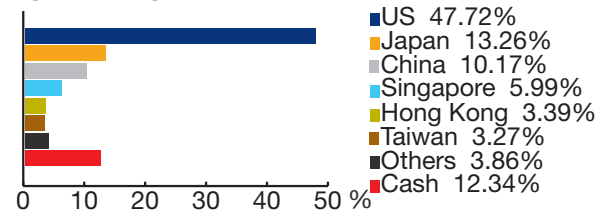
The Fund aims to seek long-term capital growth through investing in securities listed or traded on the stock markets of the member countries of APEC (Asia Pacific Economic Co-operation).

Top 10 Holdings (As at 31 Dec 2007)

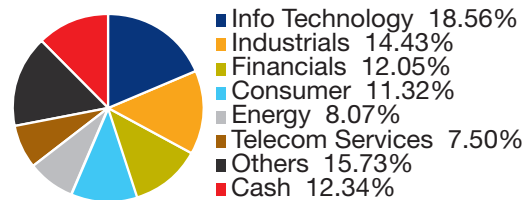
China Mobile
Apache Corp
Sembcorp Ind
State Street Corp
United Technologies
Adobe System
HK Exchanges & Clear
Exelon Corp
Hon Hai Precision
Altria

Asset Allocation (As at 31 Dec 2007)

By Country



By Sector



Fund Details

LAUNCH DATE

November 1995

FUND SIZE

S\$4.22 million

NAV PRICE

S\$1.687

(as at 31 Dec 07)

SUBSCRIPTION

Cash & SRS

INITIAL INVESTMENT

S\$1,000

SUB INVESTMENT

S\$500

MANAGEMENT FEE

1.50% p.a.

SUBSCRIPTION FEE

5% (Cash, SRS)

MINIMUM RSP

S\$100/month,

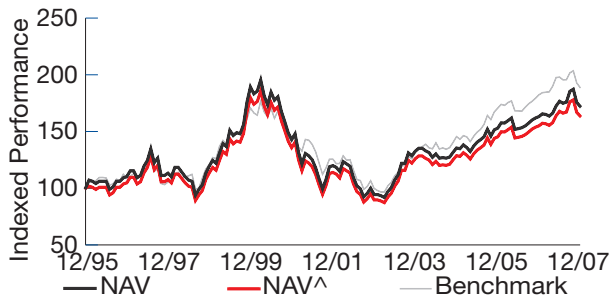
S\$500/quarter

TRUSTEE

HSBC Institutional Trust

Performance

15th December 95 To 31st December 07, Performance
Based in Singapore Dollar, Calculation Index



*The above chart reflects performance from the first month end of the Fund. ^5% sales charge applied.

Benchmark (BM) : Dec 95 - Dec 97 : 20 % Nikkei 225, 45% AC FE Fr x Jpn & 35% S&P 500; Jan 98 - Dec 98 : 2.5% DBS 50, 1.38% KLSE, 1% SET, 0.5% JSI, 1% PSI, 7.4% Hang Seng, 1.55% Kospi, 5% TSE, 7% ASE, 55.72% S&P500, 13.78% Nikkei 225, 1.17% Shanghai 'B', 2% NZSE-40; Jan 99 - Present : 50% MSCI AC Pacific & 50% MSCI Nth America.

Perf	NAV	NAV^	BM
1 month	-1.98%	-6.88%	-2.12%
3 months	-7.15%	-11.80%	-6.43%
6 months	-2.55%	-7.43%	-4.68%
1 year	5.51%	0.23%	3.48%
3 years	8.32%	6.49%	9.05%
5 years	12.76%	11.61%	13.57%
10 years	4.27%	3.74%	5.99%
Since Incept	4.61%	4.17%	5.41%

Source: Lipper • Performance as at 31 Dec 07, SGD basis, with dividends and distributions reinvested, if any.

• Performance figures for 1 mth till 1 yr show the % change, while those exceeding 1 yr show the average annual compounded return.

Fund Awards

SG Inv. Fund Awards 99
SG Fund of the Year Awards 97

Contact Details

Hotline (24-hour):

1800 22 22 228

Website:

www.uobam.com.sg

IMPORTANT NOTICE AND DISCLAIMERS

A prospectus for the fund(s) (the "Fund(s)") may be obtained from the Manager or any of its appointed distributors. Investors should read the prospectus before deciding whether to subscribe for or purchase units in the Fund(s) ("Units"). All applications for Units must be made on application forms accompanying the prospectus or otherwise as described in the prospectus.

Past performance of the Fund(s) or the Manager and any forecasts on the economy or markets are not indicative of the future or likely performance of the Fund(s) or the Manager. Any extraordinary performance may be due to exceptional circumstances which may not be sustainable. The value of Units and any income from the Fund(s) may fall as well as rise. The above information is strictly for information purposes only and must not be construed as an offer or solicitation to deal in Units, nor a recommendation to invest in any company mentioned herein. Investments in unit trusts are not obligations of, deposits in, or guaranteed or insured by UOB, UOBAM, or any affiliates or distributors. An investment in unit trusts is subject to investment risks and foreign exchange risks, including the possible loss of the principal amount invested. Investors may wish to seek advice from a financial adviser before making a commitment to invest in Units. In the event an investor chooses not to seek advice from a financial adviser, the investor should consider whether the Fund(s) in question is/are suitable for him.

UOB Asset Management Ltd Company Reg No.: 198600120Z



大華資產管理
UOB ASSET MANAGEMENT